


SUMMER PACKET

This Packet Belongs
To:

A large, empty cloud-shaped box with a scalloped top edge and a tail pointing to the left, intended for a child to write their name.

©Mrs V's Chickadees

**Getting Ready for
1st Grade!**

Dear Families,

Did you know that studies have shown that children lose one to two months of math and reading skills over the summer!

Don't stress! There are ways to prevent this. By continuing to practice and review skills, students will maintain their level of academics and even continue to grow!

Please use this packet over the summer as a way to ensure continued success and growth. In addition, make sure your child is reading on a daily basis, even if it is only for ten minutes a day. Have a wonderful summer!



Sincerely,

Writing

Trace each letter.

Rewrite the
letters on the lines.




A B C D E F G

H I J K L M N

O P Q R S T U


V W X Y Z

Phonics



Week 1

F as in











blue

B as in



orange



Reading

Look at the picture
and circle the word.


Week 1




Jam Jan Job




San Sin Six




Can Cob Car



Gob Gum Gun




Lin Mid Lid



Ton Tin Tub

Math



Week 1

| | |
|---|------------|
| 7 | Paste Here |
|---|------------|

| | |
|---|------------|
| 5 | Paste Here |
|---|------------|

| | |
|---|------------|
| 2 | Paste Here |
|---|------------|

| | |
|---|------------|
| 6 | Paste Here |
|---|------------|

| | |
|---|------------|
| 1 | Paste Here |
|---|------------|

| | |
|---|------------|
| 3 | Paste Here |
|---|------------|

| | |
|---|------------|
| 8 | Paste Here |
|---|------------|

| |
|---|
| 6 |
| 3 |
| 7 |
| 8 |
| 9 |
| 4 |
| 2 |



Cut and paste the number that comes next.

Writing

Trace each letter.

Rewrite the
letters on the lines.




a b c d e f g

h i j k l m n

o p q r s t u

v w x y z










Phonics



Week 2

Clap out the syllables.

Color the correct answer.

| | | | | | | | | |
|---|---|---|---|---|---|---|---|---|
|  |  |  | | | | | | |
| 1 | 2 | 3 | 1 | 2 | 3 | 1 | 2 | 3 |
|  |  |  | | | | | | |
| 1 | 2 | 3 | 1 | 2 | 3 | 1 | 2 | 3 |
|  |  |  | | | | | | |
| 1 | 2 | 3 | 1 | 2 | 3 | 1 | 2 | 3 |


Reading

Unscramble the sentence.

Week 2



| | | | |
|------------|------------|------------|------------|
| Paste Here | Paste Here | Paste Here | Paste Here |
|------------|------------|------------|------------|



Write the sentence

Draw a picture to match the sentence



| | | | |
|-----|---------|----|-----|
| sun | yellow. | is | The |
|-----|---------|----|-----|










Math



Week 2

Count the sides.


Color in the correct answer.


| | | | | | | | | |
|---|--|---|---|---|---|---|---|---|
|  |  |  | | | | | | |
| 1 | 3 | 4 | 0 | 6 | 4 | 0 | 3 | 4 |
|  |  |  | | | | | | |
| 2 | 3 | 5 | 0 | 5 | 4 | 0 | 3 | 4 |
|  |  |  | | | | | | |
| 1 | 0 | 4 | 1 | 3 | 4 | 3 | 5 | 6 |

Writing


Use each sight word in a sentence.

Week 3










Phonics

Sort the vowels and consonants.

Week 3




consonants

Paste Here

Paste Here

Paste Here



vowels

Paste Here

Paste Here

Paste Here






| | | | |
|----------|----------|----------|----------|
| A | C | I | P |
| W | O | B | E |

Reading

Build each word using the letters below.

Week 3

| | |
|---|--|
|  | |
|  | |
|  | |

© Mrs V's Chickadees 2016

| | | | | |
|---|---|---|---|---|
| t | o | g | l | m |
| u | d | b | u | |

Math

Solve the word problems
below.

Week 3



Shawn was playing in the ocean. He jumped over 3 waves. Then he jumped over 2 more waves. How many waves did Shawn jump over in all?

Draw it

Solve it



Julissa was at the beach collecting sea shells. She found 4 white sea shells and 6 tan sea shells. How many shells did Julissa find in all?


Draw it

Solve it

Writing

Week 4

Imagine you are at the beach for an entire day. You have a sand pail and shovel. What would you do?



Handwriting practice lines consisting of multiple sets of three horizontal lines: a solid top line, a dashed middle line, and a solid bottom line.


Phonics

Sort the pictures into the correct column.

Week 4

Rhymes with WIN


Rhymes with FOG




Reading

Look at the picture and
circle the word.


Week 4



Red Bed Rat




Pet Pad Sam



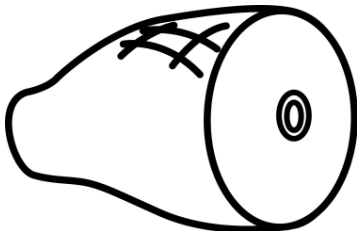
Men Ham Hen



Sob Cab Can



Net Not Mat



Ham Tin Hot

Math

Solve the addition problems.

Week 4

$5+3=$

$3+1=$

$9+1=$

$6+2=$

$10+0=$

$9+0=$

$1+1=$

$3+7=$

$2+2=$

$4+4=$

$5+2=$

$7+1=$

$7+2=$

$5+4=$

$6+2=$

$1+7=$

$2+3=$

$3+3=$

$6+2=$

$6+1=$

$1+3=$

$5+0=$


$1+9=$

$0+0=$

Writing

Week 5

Imagine you got to travel the bottom of the ocean in a submarine. What would your day be like?


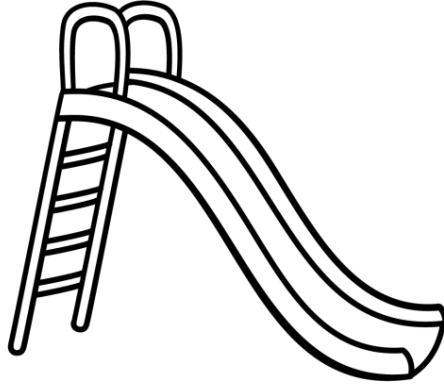



Handwriting practice lines consisting of multiple sets of solid top and bottom lines with a dashed midline.

Phonics

Color in the box with
the
correct blend.

Week 5



sn

fr

pl

sn


fr

sl

pl

bl

dr



tr

fr

cl

tr




fr

cl

sn

bl

sw



cl

bl

pl

st

sw

fr

dr

fr

cr

Reading

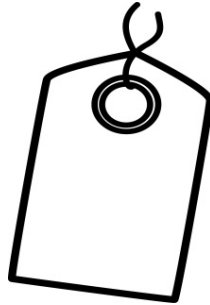
Change the first letter.


Write the new word.

Week 5




bag






man






fed





sat





men



Math

Solve the subtraction problems.

Week 5

$6-0=$

$3-1=$

$9-3=$

$6-2=$

$10-1=$

$9-0=$

$1-1=$

$7-1=$

$8-2=$

$6-4=$

$5-5=$

$9-3=$

$7-2=$

$5-4=$

$6-3=$

$10-7=$

$5-3=$

$3-3=$

$3-2=$

$6-1=$

$2-2=$

$5-2=$


$10-9=$

$5-0=$

Writing

Week 6

What are some of your reading goals for the rest of the summer?



Handwriting practice lines consisting of solid top and bottom lines with a dashed midline. There are ten sets of these lines provided for writing.




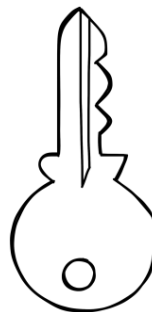





Phonics

Color by the code

1 syllable=blue

2 syllables=yellow

Week 6



Reading


Draw a line to match the word to the correct picture.

Week 6

bib



hut



sob



wet



Math

Fill in the missing numbers.


Week 6

| | | | | | | | | | |
|----|--|----|----|----|--|----|----|----|----|
| 1 | | | | 5 | | | | | 10 |
| | | | | | | | 18 | | |
| | | | | | | | | | 30 |
| | | | | 35 | | | | | |
| 41 | | | | | | | | | |
| | | 53 | | | | | | | |
| | | | | | | | | | 70 |
| | | | 74 | | | | | | |
| | | | | | | 87 | | | |
| | | | | | | | | 99 | |

Writing

Week 7

What are some of your goals for first grade?



Handwriting practice lines consisting of solid top and bottom lines with a dashed midline, repeated multiple times for writing.

Phonics



Week 7

Read the word

rope

Illustrate

A large empty rectangular box for illustrating the word 'rope'.

Use the word in a sentence

Handwriting practice lines for the word 'rope', consisting of a solid top line, a dashed middle line, and a solid bottom line.

Read the word

bike

Illustrate

A large empty rectangular box for illustrating the word 'bike'.

Use the word in a sentence

Handwriting practice lines for the word 'bike', consisting of a solid top line, a dashed middle line, and a solid bottom line.

Reading

Week 7

Read and circle the 2 errors

the pool iz cold.

rewrite the sentence correctly

illustrate

Math

Put the numbers in order
from least to greatest.



17 16 15

13 14 12

19 17 18

13 12 11

16 15 14

17 19 18


13 15 14

Handwriting practice lines consisting of solid top and bottom lines with a dashed middle line. There are eight sets of these lines, one for each row of numbers.

Writing

Week 8

How do you feel about going back to school?
What are you excited about? What are you
worried about?




Handwriting practice lines consisting of solid top and bottom lines with a dashed midline, repeated multiple times for writing.

Phonics

Read the word family.
Circle all of the words
that belong
to that word family.


Week 8



fan

cap


tan



pan

pit


sit



cup

top

lip



jam

jet

net

Reading



Week 8

Read each sentence. Cut and paste the correct picture to match the sentence.

1. The cat is fat.

1

Paste Here

2. My dog is at the vet.

2

Paste Here

3. The dog is on the mat.


3

Paste Here

4. It is a tan van.

4

Paste Here



Math

Skip count by 5's.
Cut and paste the numbers.



| | | | | |
|-----------|-----------|-----------|-----------|------------|
| 5 | 10 | | | 25 |
| 30 | | 40 | | |
| | 60 | | 70 | |
| 80 | 85 | | | 100 |

| | | | | |
|-----------|-----------|-----------|-----------|-----------|
| 50 | 20 | 55 | 95 | 35 |
| 45 | 15 | 75 | 65 | 90 |