

PRESCHOOL

SUMMER LEARNING MENUS

Summer Learning Menu: Week 1

Vocabulary

- Let's go to the farm! What are some animals that live at the farm? Make the matching noise and action for each animal.
- Let's go to the school! Who are some of the people you might see at the school? What does each of these helpers do? Act out the job of each helper.
- Let's eat lunch! It's lunch time. What types of foods might we eat for lunch? Can you help make today's lunch? Name each item or ingredient as you help.

Math

- Let's count! Make a collection for numbers 1-5. Find 1 item. Find 2 of an item. Find 3 of an item. Find 4 of an item. Find 5 of an item. Line up the collections in order 1-5.
- Let's search! Can you find squares around your house, yard, and/or neighborhood?
- Let's search! Can you find something in your house that is red, orange, yellow, green, blue, and purple?

Phonics

- Let's sing! Sing your ABC song. Practice singing it with a new voice each time. You can sing like a pirate, a cowboy, or even a robot.
- Let's create! Make your own alphabet strip. Use post-it notes, index cards, or scrap paper. Illustrate a picture for letters Aa-Cc. (e.g., illustrate an apple for Aa.)
- Let's rhyme! Go on a rhyming scavenger hunt around your house. For example, point to a bed and say, "bed, head."
- Let's clap! Have a helper point to an object in the house. You will clap syllables. For example, for the word "bed," you would clap once for each syllable.

Gross Motor

- Let's roll! Practice rolling a ball back and forth with a helper. Practice rolling the ball fast. Practice rolling the ball slowly.
- Let's swing! Find a swing at your house or neighborhood. Practice pumping your feet as you swing high, high, high.
- Let's fly! Pretend you are a bird. Use your arms as wings. Pretend you are flapping your wings as you fly around your house or yard.
- Let's play! Have a helper lead you in a game. When the helper yells, "red light," you yell, "green light." When the helper yells, "yellow light," you yell, "yellow light."

Creative

- Let's create a rainbow. Gather items in your house that are in your house that are red, orange, yellow, green, blue, and purple. Use these items to create a rainbow.
- Let's string! Use cereal (or noodles) to create a bracelet or necklace.
- Let's paint! Use paints (or crayons) and create a self-portrait.

Science

- Let's share! What is a germ? How can you keep germs away? How can you protect others from germs?
- Let's illustrate! What are the four seasons? Illustrate four trees, one to match each season.
- Let's discuss! How do we protect our skin? Why do we use sunscreen?

BONUS! Choose a different activity from each box each day. Reading a book each day.

10 weeks

©Tara West Little Minds at Work

Summer Learning Menus: Preschool Edition

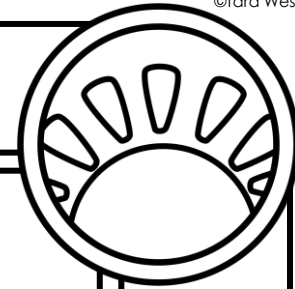
Thanks so much for downloading my Summer Learning Menus: Preschool Edition. This packet is designed to offer a fun and engaging way to practice learning skills throughout the summer at home. The packet includes 10 weeks of learning menus. The learning menu gives the students 4 days of vocabulary, math, phonics, science, creativity, and gross motor practice each week. The students will also be encouraged to read independently to build fluency.

The learning menus are completely editable. Click [HERE](#) to access the editable files. If you would like the matching font, please download that [HERE](#). You can also access the menus in a Google Slides Ready version [HERE](#). The learning menus can be emailed to parents as well.

If you have any additional questions as always, feel free to email me at littlemindsatworkllc@gmail.com, follow me on [Facebook](#), or visit my blog, [Little Minds at Work](#).



Summer Learning Menu: Week 1



Vocabulary

Let's go to the farm! What are some animals that live at the farm? Make the matching noise and action for each animal.



Let's go to the school! Who are some of the people you might see at the school? What does each of these helpers do? Act out the job of each helper.



Let's go to the beach. You are headed to the beach. What might you put into your beach bag? If you have these items at your house, gather them for your pretend trip to the beach.



Let's eat lunch! It's lunch time. What types of foods might we eat for lunch? Can you help make today's lunch? Name each item or ingredient as you help.



Math

Let's count! Make a collection for numbers 1-5. Find 1 item, find 2 of an item, find 3 of an item, find 4 of an item, and find 5 of an item. Line up the collections in order 1-5.



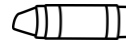
Let's search! Can you find squares around your house, yard, and/or neighborhood?



Let's pattern! Use spoons and forks to make an AB pattern (e.g., spoon, fork, spoon, fork, etc.).



Let's search! Can you find something in your house that is red, orange, yellow, green, blue, and purple?



Phonics

Let's sing! Sing your ABC song. Practice singing it with a new voice each time. You can sing like a pirate, a cowboy, or even a robot.



Let's create! Make your own alphabet strip. Use post-it notes, index cards, or scrap paper. Illustrate a picture for letters Aa-Cc. (e.g., illustrate an apple for Aa.)



Let's rhyme! Go on a rhyming scavenger hunt around your house. For example, point to a bed and say, "Bed, head."



Let's clap! Have a helper point to an object in the house. You will clap syllables. For example, for the word "bed," you would clap once for 1 syllable.



Science

Let's share! What is a germ? How can you keep germs away? How can you protect others from germs?



Let's illustrate! What are the four seasons? Illustrate four trees, one to match each season.



Let's illustrate! What is a shadow? What makes a shadow? Go outside when the sun is out and illustrate the shadow of your favorite toy.



Let's discuss! How do you protect your skin from the sun? Why should we protect our skin from the sun?



Creative

Let's create a rainbow. Gather items in your house that are red, orange, yellow, green, blue, and purple. Use these items to create a rainbow.



Let's string! Use cereal (or noodles) to create a bracelet or necklace.



Let's walk! With a helper, go on a walk. When you get back home, illustrate what you saw.



Let's paint! Use paints (or crayons) and create a self portrait.



Gross Motor

Let's roll! Practice rolling a ball back and forth with a helper. Practice rolling the ball fast. Practice rolling the ball slowly.



Let's swing! Find a swing at your house or neighborhood. Practice pumping your feet as you swing high, high, high.




Let's fly! Pretend you are a bird. Use your arms as wings. Pretend you are flapping your wings as you fly around your house or yard.




Let's play! Have a helper lead you in a red light, green light game. When the helper yells, "Green light," you go. When the helper yells, "Red light," you stop.



Instructions: Choose a task from each box daily. After the task is completed, "X" it out. BONUS! Choose a favorite book to read with a helper each day. Reading for enjoyment builds our imagination.



Summer Learning Menu: Week 2



Vocabulary

Let's go to space! You're headed to outer space. What should you take with you on the trip? What types of things might you see on your journey through space?



Let's go on a hike. You're going on a hike. What should you pack for the trip? What types of things or animals might you see on your hike?



Let's go to the jungle! What are some jungle animals? Make the matching noise and action for each animal.



Let's get dressed! It's summertime. What types of clothing do we wear in the summer? If you have the items in your house, collect each item and place it in a pile.



Math

Let's count! Make a collection of 10 items from your house. Use post-it notes or scrap paper to write the numbers 1-10 to match with each item 1:1.



Let's count! Count to 10 forwards from 0-10. Then, count backwards from 10-0. Repeat several rounds of counting forwards and backwards to and from 10.



Let's count! Use your fingers to count to 10 one-by-one.



Let's search! Can you find triangles around your house, yard, and/or neighborhood?



Phonics

Let's letter! Write your capital letters A-Z. Write the letters with three writing tools or a new color each time.



Let's create! Make your own alphabet strip. Use post-it notes, index cards, or scrap paper. Illustrate a picture for letters Dd-Ff. (e.g., illustrate an elephant for Ee.)



Let's rhyme! Go on a rhyming scavenger hunt around your yard. For example, point to a tree and say, "Tree, bee."



Let's listen! Listen to the word and state the beginning sound you hear in each: bear, pig, dog, fish, zebra.



Science


Let's investigate! What is weather? What is the weather today? What is your favorite type of weather?



Let's discuss! What are the five senses? Which one of the five senses is your favorite? Try testing out each of your five senses.



Let's investigate! Explore your house or yard to find items that are metal, plastic, fabric, and wood.



Let's discuss! How do you protect yourself when you are riding a bike? Why should you wear these items?



Creative

Let's build! Create a structure using building blocks. Try to build one part of your structure tall, tall, tall.



Let's make our name. Build the letters in your name using a favorite snack.



Let's create! Using sidewalk chalk, make a house. Remember a house is made up of a triangle and a square.



Let's dance! Turn on a favorite song. Make up a dance to the song. Invite your family to dance with you to the song.



Gross Motor

Let's ride! Hop on your bike and go for a quick ride. Can you ride fast? Can you ride slowly? If riding a bike isn't an option, you can ride a pretend bike with your legs.



Let's jump! Complete 10 strong jumping jacks. Your arms and legs should stretch out wide as you jump in and out, in and out.




Let's clap and stomp! First, practice clapping. You can clap quick and then clap slow. Next, practice stomping. Then, practice clapping and stomping in rhythm.




Let's walk! Go on a walk around your neighborhood with a helper. Point out objects you see and make the first sound, /c/-ar.



Instructions: Choose a task from each box daily. After the task is completed, "X" it out. BONUS! Choose a favorite book to read with a helper each day. Reading for enjoyment builds our imagination.



Summer Learning Menu: Week 3



Vocabulary

Let's get our new puppy. Let's pretend you just got a new puppy. What supplies will your new puppy need?



Let's eat lunch! It's lunch time. What type of food might be in your lunchbox? If you have a lunchbox, load it with your favorite lunch and enjoy!



Let's go to the zoo! What are some zoo animals? Make the matching noise and action for each animal.



Let's go for a ride! What types of transportation do you know? Call out each type of transportation that you know. What is your favorite mode of transportation?



Math

Let's count! Count out a set of 15 items. Recount the set with 1:1 correspondence.



Let's search! Can you find circles around your house, yard, and/or neighborhood?



Let's search! Can you help me find something that is heavier than an apple?



Let's compare! Use a deck of cards (2s-10s). Turn over a card and a partner turns over a card. The card that is more is the winner. Continue several rounds of comparing.



Phonics

Let's letter! Write your lowercase letters a-z. Write the letters with three writing tools or a new color each time.



Let's create! Make your own alphabet strip. Use post-it notes, index cards, or scrap paper. Illustrate a picture for letters Gg-Ii. (e.g., illustrate an igloo for Ii.)



Let's rhyme! Go on a rhyming scavenger hunt around your neighborhood. For example, point to a car and say, "Car, jar."



Let's write! Practice writing your first name. You can use a different color crayon and write it in the colors of a rainbow.



Science

Let's think! What is a firework? Why should we only be around fireworks if an adult is present? Illustrate a picture of some fireworks in the sky.



Let's discuss! How do we swim safely? Why should we only swim with an adult? What can we use to keep us safe while we swim?



Let's investigate! Grab items around your house that are light and heavy. Grab two items at a time to compare. Which item is lighter? Which item is heavier?



Let's illustrate! Which animals live in an ocean habitat? Illustrate an ocean and add in all the animals. Label the animals.



Creative

Let's create with dough! Using dough, practice rolling snakes and balls. Next, create an animal using the dough.



Let's illustrate! Illustrate a picture of your family.



Let's drum! Use items from around your house to create your own drum. Practice banging the drum with rhythm. Bang the drum slowly and bang the drum fast.



Let's sing! Make up your own song. Practice singing your new song before performing it for your family.



Gross Motor

Let's swim! Go for a swim with an adult. When swimming, practice splashing and splashing.



Let's slither! Pretend you are a snake. You will slither around the house or around the yard. You can slither this way and slither that way. Hiss!




Let's crab walk! Get down on the ground and lean your arms behind your back. You will walk like a crab by using your arms as though they are your legs.



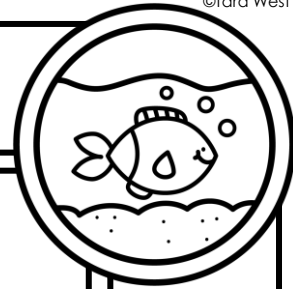
Let's side bend! Complete 10 strong side bends. Lean down to one side. Then stand back up and lean to the other side.



Instructions: Choose a task from each box daily. After the task is completed, "X" it out. **BONUS!** Choose a favorite book to read with a helper each day. Reading for enjoyment builds our imagination.



Summer Learning Menu: Week 4



Vocabulary

Let's check the refrigerator! What types of food do you spot? Can you name each item in the refrigerator?



Let's check the weather! What is the weather today? What types of weather do you know? What is your favorite type of weather?



Let's build! Pretend you are a construction worker. What types of tools are in your toolbox? What is something you would build if you could?



Let's go camping! Pretend you are going camping. What supplies do you need to pack? If you could go camping, where would you go?



Math

Let's estimate! Have a helper place a set of items in a jar or bowl. Make an estimate of how many you think there are. Spill the jar and count the total. Repeat with a new set.



Let's search! Can you find rectangles around your house, yard, and/or neighborhood?



Let's count! Use your fingers to count to 10 one-by-one.



Let's compare! Use a deck of cards (2s-10s). Turn over a card and a partner turns over a card. The card that is less is the winner. Continue several rounds of comparing.



Phonics

Let's letter! Write your capital and lowercase letters Aa-Zz. Write the letters with three writing tools or a new color each time.

ABC

Let's create! Make your own alphabet strip. Use post-it notes, index cards, or scrap paper. Illustrate a picture for letters Jj-Ll. (e.g., illustrate a lion for Ll.)



Let's rhyme! Listen and give a thumbs up if these word pairs rhyme: dog, frog; mom, dad; cat, hat; wig, pig; ram, hat.



Let's search! Search around your house for a letter Bb. How many letter Bb's can you find?

Bb

Science

Let's investigate! What does it mean to sink? What does float mean? Have a helper get you a bowl of water. Try out items to see if they will sink or float.



Let's discuss! What can you do to keep your body healthy so you don't get sick?



Let's think! What does it mean to exercise? Why should we exercise? What is your favorite way to exercise?



Let's share! How do you keep your teeth healthy? How often should you brush your teeth? What foods are the best for your teeth?



Creative

Let's mystery paint! Use your white crayon to illustrate a picture. Then, use watercolors and paint over the illustration. The illustration will be revealed.



Let's hum! Hum the tune to your favorite song.



Let's build! With a helper, collect sticks, flowers, or leaves. Use these objects to build your name letter-by-letter.



Let's illustrate! Use your crayons to illustrate a picture of your favorite animal.



Gross Motor

Let's frog leap! Squat down low to the ground and then leap up high just like a frog. Complete 10 frog leaps. You can leap in place or leap around the house.



Let's chomp! Use your two arms to replicate a shark's big mouth opening and closing. Practice making this motion as you shout, "Chomp, chomp, CHOMP!"




Let's freeze! Let's play freeze tag. Have friends or family play along with you. One person is "it," and if they tag you, you must freeze!



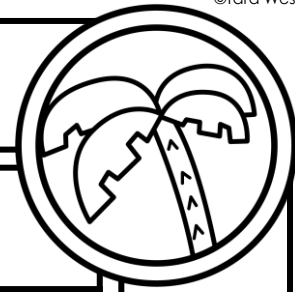
Let's bounce! Grab a bouncing ball and start practicing. First, use your eyes to track the ball as it bounces. Then, try looking straight ahead as you bounce the ball.



Instructions: Choose a task from each box daily. After the task is completed, "X" it out. **BONUS!** Choose a favorite book to read with a helper each day. Reading for enjoyment builds our imagination.



Summer Learning Menu: Week 5



Vocabulary

Let's plant! Pretend you are helping plant a new garden. What supplies do you need for your garden? What would you want to plant in your new garden?



Let's go shopping! With a helper, go to the store. What items can you name? Can you find the food? Can you find the drinks?



Let's go to the pond! What are some animals that live in the pond? Make the matching noise and action for each animal.



Let's have a picnic! Pretend you are going on a picnic. What items would you pack for your picnic? What food would you have at your picnic? Where would you go for your picnic?

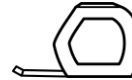


Math

Let's sort! Sort out a set of toys or blocks by color.



Let's search! Can you help find something that is longer than a pencil?



Let's pattern! Use shoes and socks to make an AB pattern (e.g., shoe, sock, shoe, sock, etc.).



Let's draw! Draw 10 circles. Go back and count each circle one-by-one.



Phonics

Let's sing! Sing your ABC song. Practice singing it with a new voice each time. You can sing like a pirate, a cowboy, or even a robot.



Let's create! Make your own alphabet strip. Use post-it notes, index cards, or scrap paper. Illustrate a picture for letters Mm-Oo. (e.g., illustrate a monkey for Mm.)



Let's search! Search around your house for a letter Mm. How many letter Mm's can you find?



Let's clap! Have a helper point to an object in the house. You will clap syllables. For example, for the word "bed," you would clap once for 1 syllable.



Science

Let's investigate! What is a seed? What types of foods have seeds? What else has seeds? Cut open an apple to discover the seeds.



Let's share! What is camouflage? What animals use camouflage? Illustrate one of the animals.



Let's listen! What items give off loud noises? Do you like loud noises? What loud noises do you not like? What items give off quiet noises?



Let's find light! What types of objects give off light? Can you find items around your house that give off light?



Creative

Let's create! Tape a marker to a play car. Use the car (and marker) to draw. Practice writing your name with the marker, too.



Let's build! Use boxes, blocks, brown paper bags, and toys to create a miniature town.



Let's illustrate! Illustrate a large sun using crayons and paper or sidewalk chalk outside.



Let's play! Use a water hose or cup of water to create on the sidewalk. Spill or spray the water like it's paint. Can you write your name in water?



Gross Motor

Let's push-up. Complete 5 strong push ups. After a quick break, go for 5 more strong push-ups. You can do your push-ups from your knees.



Let's circuit! Complete quick 10 second circuits: 10 seconds of jumping, a 30-second break, 10 seconds of running in place, 30 seconds of rest time. Complete this circuit 3-4 times.




Let's dance! Create your own dance party. Choose your favorite song and start dancing. Invite your friends or family to dance with you.




Let's exercise! Grab a chair to complete these exercises. Complete 5 strong squats with your bottom to the chair. Then, complete 10 twists sitting in the chair. Repeat 3 times.



Instructions: Choose a task from each box daily. After the task is completed, "X" it out. **BONUS!** Choose a favorite book to read with a helper each day. Reading for enjoyment builds our imagination.



Summer Learning Menu: Week 6



Vocabulary

Let's get some fruit! What fruits can you name? List out fruits and the color of each fruit. What is your favorite fruit?



Let's get buggy! What are some bugs that you know? Where does each bug live? What does each bug look like?



Let's get a pet! Let's pretend you are getting a new pet. What types of pets are there? If you could get a new pet, what would you choose?



Let's set the table! Can you help set the table? What items do you need to set the table? Can you name each item as you help set the table?



Science

Let's explore! What is a ramp? What does a ramp do? Use items in your house to create your own ramp.



Let's discover! What might we see in the night sky? What do we see in a daytime sky? What about a sky that is about to have a storm?



Let's watch! What animals move slowly? What animals move quickly? What is your favorite animal that moves slowly? What is your favorite animal that moves quickly?



Let's find heat! What types of objects give off heat? With a helper, can you find items around your house that give off heat?



Math

Let's estimate! Have a helper place a set of items in a jar or bowl. Make an estimate of how many you think there are. Spill the jar and count the total. Repeat with a new set.



Let's write! Practice writing the number 2. Write the number 2 several times using a new color each time.

2

Let's draw! Draw a set of 5 smiley faces.



Let's count! Count aloud as high as you can go. Try it again!



Creative

Let's create! Have a helper trace your hand on paper. Color the handprint with orange or red like the flames of a fire. Add in brown sticks below your fire.



Let's dance and sway! Pretend you are a jellyfish. How would a jellyfish dance and sway through the ocean? Move your arms like they are swaying tentacles.



Let's illustrate! Illustrate a large rainbow using crayons and paper or sidewalk chalk outside.



Let's cook! With an adult, assist in making a snack. What ingredients do you need? How can you help? Can you make your snack look like an animal or smiley face?



Phonics

Let's letter! Write your capital letters A-Z. Write the letters with three writing tools or a new color each time.

ABC

Let's create! Make your own alphabet strip. Use post-it notes, index cards, or scrap paper. Illustrate a picture for letters Pp-Rr. (e.g., illustrate a robot for Rr.)



Let's rhyme! Go on a rhyming scavenger hunt around your house, yard, or neighborhood. Point to something and then state 2 matching rhyming words (e.g., car, jar, star).



Let's clap! Have a helper point to an object in the house. You will clap syllables. For example, for the word "cup," you would clap once for 1 syllable.



Gross Motor

Let's bear walk! Crawl on all fours across the room. Can you bear walk slowly? Can you bear walk quickly?



Let's run! Run quick sprints in the house or your yard. Run as fast as you can and then take a quick rest before you run another quick sprint.




Let's side lunge. Complete 10 strong side lunges, 5 on each side. Stand strong with one straight leg as you lunge with the opposite leg.



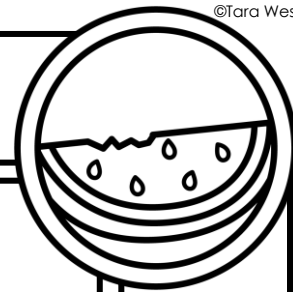
Let's balance! Place a light object on your head like a paper plate or paper book. Practice walking around the house with the item balanced.



Instructions: Choose a task from each box daily. After the task is completed, "X" it out. **BONUS!** Choose a favorite book to read with a helper each day. Reading for enjoyment builds our imagination.



Summer Learning Menu: Week 7



Vocabulary

Let's get some vegetable! What vegetables can you name? List out vegetables and the color of each vegetable. What is your favorite vegetable?



Let's think red! What are some items that you know are red? Gather items from around your house that are red. Name each item as you add it to your pile.



Let's go to the ocean! What animals live in the ocean? Can you name each animal and make the matching action of the animal?



Let's have some pizza! Pretend you are making pizza. What supplies do you need to make your pizza? What toppings would you put on your favorite pizza?



Math

Let's sort! Sort out a set of toys or blocks by size.



Let's write! Practice writing the number 3. Write the number 3 several times using a new color each time.

3

Let's draw! Draw a set of 10 objects.



Let's search! Can you find ovals around your house, yard, and/or neighborhood?



Phonics

Let's letter! Write your lowercase letters a-z. Write the letters with three writing tools or a new color each time.

ABC

Let's create! Make your own alphabet strip. Use post-it notes, index cards, or scrap paper. Illustrate a picture for letters Ss-Uu. (e.g., illustrate a sun for Ss.)



Let's rhyme! Listen and give a thumbs up if these word pairs rhyme: dad, sad; dog, log; win, car; wig, mom; and yak, pack.



Let's clap! Have a helper point to an object in the yard or neighborhood. You will clap syllables. For example, for the word "grill," you would clap once for 1 syllable.



Science

Let's list! What can you do to keep the Earth safe? Make a list of ways you can help the Earth.



Let's investigate! What is a magnet? What does a magnet do? Get a magnet and try it out on surfaces like plastic and metal as well as soft surfaces.



Let's discuss! What is a scientist? What does a scientist do? What types of tools does a scientist need?

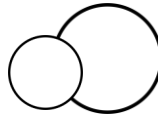


Let's illustrate! What animals live in a pond habitat? Illustrate a pond and add in all the animals. Label the animals.



Creative

Let's create! Draw big circles and little circles. How many circles did you draw?



Let's sing! Sing "B-I-N-G-O" using the letters in your name.



Let's illustrate! Illustrate a self-portrait of yourself using crayons or sidewalk chalk.



Let's blow bubbles! Enjoy blowing bubbles for enjoyment. How many bubbles can you blow? Can you chase the bubbles as they float?



Gross Motor

Let's slide! Find a slide at your house or the park. Enjoy climbing up the ladder and sliding down.



Let's hop! Use sidewalk chalk to create a hopscotch board on the ground. Practice using the hopscotch board. Invite a friend to join in with you.




Let's sit up! Complete 10 strong sit ups. You can take a break if you need to as you sit up, keeping your head safely tucked.




Let's gallop! Pretend you are a horse and make strong gallops. You can gallop around the house or around your yard.



Instructions: Choose a task from each box daily. After the task is completed, "X" it out. **BONUS!** Choose a favorite book to read with a helper each day. Reading for enjoyment builds our imagination.



Summer Learning Menu: Week 8



Vocabulary

Let's go to the park. What might we see at the park? What is your favorite item at the park?



Let's think blue! What are some items that you know are blue? Gather items from around your house that are blue. Name each item as you add it to your pile.



Let's go to your bedroom! What items are in your bedroom? Can you name each item? What is your favorite thing in your bedroom?



Let's go to your yard! What items are in your yard? Can you name each item? What is your favorite thing in your yard?



Math

Let's pattern! Make a sound/movement pattern. For example, clap, clap, stomp, clap, clap, stomp.



Let's write! Practice writing the number 5. Write the number 5 several times using a new color each time.

5

Let's work. Count the number of windows in your home.



Let's measure! Use a shoe to measure items in your house. You can measure the couch, a rug, the table, your bed, and more.



Phonics

Let's sing! Sing your ABC song. Practice singing it with a new voice each time. You can sing like a pirate, a cowboy, or even a robot.

ABC

Let's create! Make your own alphabet strip. Use post-it notes, index cards, or scrap paper. Illustrate a picture for letters Vv-Xx. (e.g., illustrate a whale for Ww.)



Let's search! Search around your house for a letter Ss. How many letter Ss' can you find?

Ss

Let's write! Practice writing your first name. You can use a different color crayon and write it in the colors of a rainbow.



Science

Let's discover! Look out the window. As you look out the window, make observations. What do you see? What do you hear?



Let's feel! What items around your house feel soft? Gather a pile of items from your house that feel soft.



Let's discover! What does a plant need to grow and change? What are the plants' needs? Once the plant has grown, what are the parts of the plant?



Let's think! What do living things/people need to survive? Is a turtle a living thing? Is a rock a living thing? Is a flower a living thing?



Creative

Let's create with dough! Using dough, practice rolling snakes and balls. Next, create a person using the dough.



Let's make our name. Build the letters in your name using a favorite snack.



Let's dance! Dance and sing to the chicken dance song. Practice flapping your arms like they are wings as you dance.




Let's get crafty! Using paper, scissors, glue, crayons, markers, or any type of supply around your home, make a homemade gift for a friend or loved one.



Gross Motor

Let's play! Have a helper play "Simon says" with you. Both of you will get a chance to be Simon. Give your partner tasks to do that involve movement.



Let's stomp! Pretend you are a dinosaur. Make strong stomps as you raise your leg up and then back down.




Let's balance! Pretend you are a flamingo as you balance on one leg. Grab onto a chair or object so that you can safely balance on one leg.




Let's kick jump. Practice completing 10 strong kick jumps. As you jump up, your feet will kick back and up towards your bottom.



Instructions: Choose a task from each box daily. After the task is completed, "X" it out. **BONUS!** Choose a favorite book to read with a helper each day. Reading for enjoyment builds our imagination.



Summer Learning Menu: Week 9



Vocabulary

Let's bake! Pretend you are baking a cake. What ingredients do you need? What supplies do you need? What type of cake would you bake?



Let's think yellow! What are some items that you know are yellow? Gather items from around your house that are yellow. Name each item as you add it to your pile.



Let's think emotions! What emotions can you think of? Act out each emotion as you name it.



Let's go to your kitchen! What items are in your kitchen? Can you name each item? What is your favorite thing in your kitchen?



Math

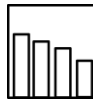
Let's write! Write your numbers 1-10.



Let's look! Go on a 2D shape hunt around your house. Have a helper play "I spy" with you. For example, "I spy the window. What shape is that?"



Let's order! Gather 4 items from your house. Order the items from longest to shortest.



Let's measure! Use a crayon or block to measure items in your house. You can measure a shoe, a fork, a toy, or a book.



Phonics

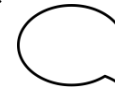
Let's search! Search around your house for a letter Dd. How many letter Dd's can you find?

Dd

Let's create! Make your own alphabet strip. Use post-it notes, index cards, or scrap paper. Illustrate a picture for letters Yy-Zz. (e.g., illustrate a zebra for Zz.)



Let's name! What letters are in your name? Point and read each letter. Can you sing the letters in your name like a chant?



Let's listen! Listen to the word and state the beginning sound you hear in each: bag, pig, dad, fun, and yellow.



Science

Let's blow! Practice blowing something to make it move. Place a scrap piece of paper on the table and blow, blow until the piece of paper moves across the table.



Let's feel! What items around your house feel hard? Gather a pile of items from your house that feel hard.



Let's discover! How do you breathe? What do you breathe in? How does a fish breathe?



Let's think! We will discuss cause and effect. What are the effects of a rainy day? What do you do? What do you wear? What do you see?




Creative

Let's create! Use a water bottle to create a maraca. Place small items (beans, rocks, blocks) inside the water bottle.



Let's create! Draw big squares and little squares. How many squares did you draw?



Let's dance! Turn on your favorite song and dance, dance, dance!



Let's build! Using objects from around your home, create a tall tower. Work with a helper to be sure your tower is safely built.



Gross Motor

Let's fly! Pretend you are a dragonfly. Use your arms as wings to flutter around your house or yard. You can flutter forwards and backwards.



Let's dance! Dance to the "Head, Shoulders, Knees, and Toes" song. Practice completing the song slowly and then speed up the song quicker and quicker.




Let's walk backwards! Practice safely walking backwards. Be sure to choose a spot where you will be safe.




Let's hop! Practice hopping on one leg. Count how many seconds you can hop on each leg. Switch legs until you're strong on both legs.



Instructions: Choose a task from each box daily. After the task is completed, "X" it out. BONUS! Choose a favorite book to read with a helper each day. Reading for enjoyment builds our imagination.



Summer Learning Menu: Week 10



Vocabulary

Let's pack our bookbag! Let's pretend it's the first day of school. What items would you pack into your bookbag?



Let's think orange! What are some items that you know are orange? Gather items from around your house that are orange. Name each item as you add it to your pile.



Let's name it! What body parts can you name on your face? Point to each body part on your face as you name it.



Let's go to your bathroom! What items are in your bathroom? Can you name each item? What is your favorite thing in your bathroom?



Math

Let's sort! Help sort the laundry. How did you sort? Can you make pairs of socks? A pair means 2.



Let's look! Go on a 3D shape hunt around your house. Record the shapes you see. For example, if you see a ball, illustrate that. What 3D shape is a ball?



Let's order! Gather 4 items from your house. Order the items from shortest to longest.

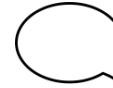


Let's work. Count the number of light switches in your home!



Phonics

Let's name! What letters are in your name? Point and read each letter. Can you sing the letters in your name like a chant?



Let's list! Make a list of words or illustrations for as many items or words you know that start with the letter Nn.



Let's search! Search around your house for a letter Aa. How many letter Aa's can you find?

Aa

Let's clap! Have a helper point to an object in the house. You will clap syllables. For example, for the word "chair," you would clap once for 1 syllable.



Science

Let's compare! How can you compare and contrast a frog and a dog? What is the same? What is different?



Let's discover! What is a liquid? What liquids can you find around your house?



Let's think! How have you grown and changed? How else will you grow and change in the future?



Let's research! What is the life cycle of a butterfly? What is the first step of the life cycle? What is the last step of the life cycle?



Creative


Let's create with dough! Using dough, practice rolling snakes and balls. Next, create your name using the dough.



Let's illustrate! Use your crayons to illustrate a picture of your house.



Let's create! Draw big triangles and little triangles. How many triangles did you draw?



Let's create! Use noodles to create your own bracelet or necklace.



Gross Motor

Let's move! Turn on the hokey pokey song. Practice following along to the directions in the song. Ask a friend or family member to join in with you.



Let's hide and seek. Play 3-4 rounds of hide-and-go-seek with a friend or family member.




Let's get strong. Grab two canned goods. Use the cans as weights. Place a can in each hand as you bend your arms up to get stronger and stronger.



Let's hop! Pretend you are a bunny as you hop, hop, hop. Practice taking baby hops and giant hops, too.



Instructions: Choose a task from each box daily. After the task is completed, "X" it out. **BONUS!** Choose a favorite book to read with a helper each day. Reading for enjoyment builds our imagination.



PRE-K

MATH &
LITERACY
SKILLS
&
READER!

SUMMER
PACK

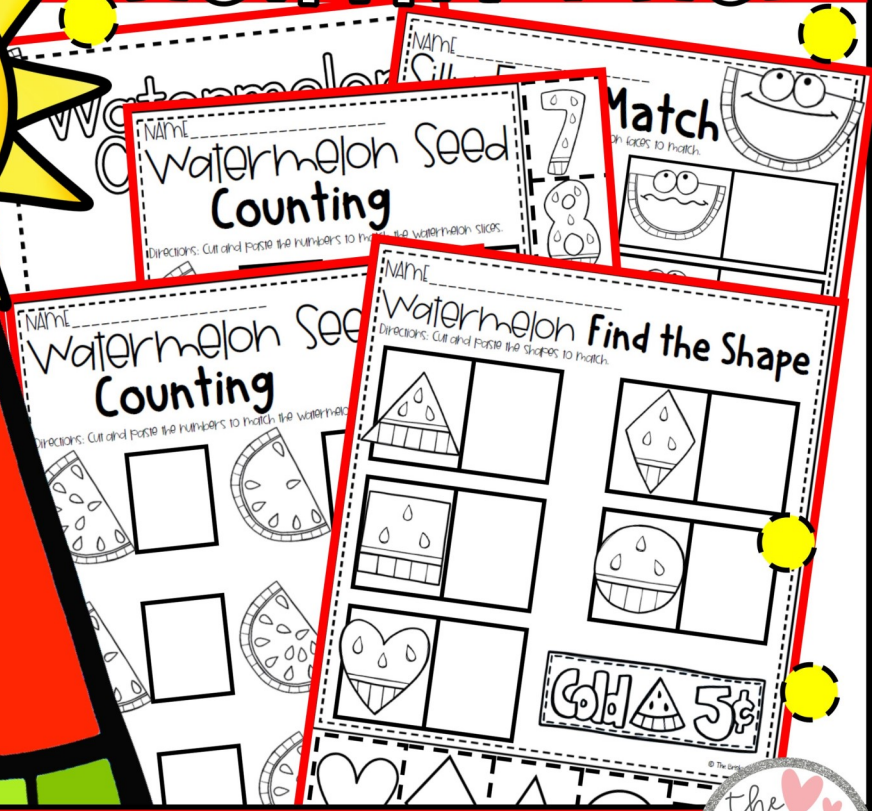

WATERMELON
THEME



Thanks for your

purchase!

Prek Summer ACTIVITY PACK



WATERMELON THEME!



Click to Leave Feedback!

You earn points for FREE products!

Questions or Corrections? Contact me at

--- rachel.brisky@gmail.com ---

Looking for more
Summer
Activities?

Under the Sea


Crafts for Kids



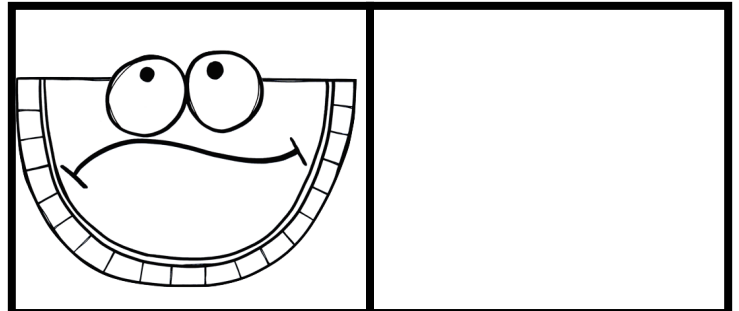


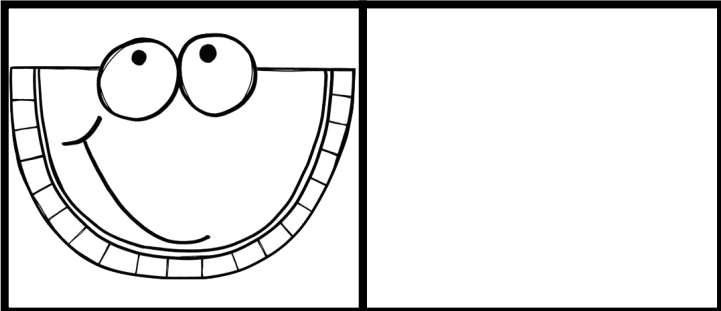
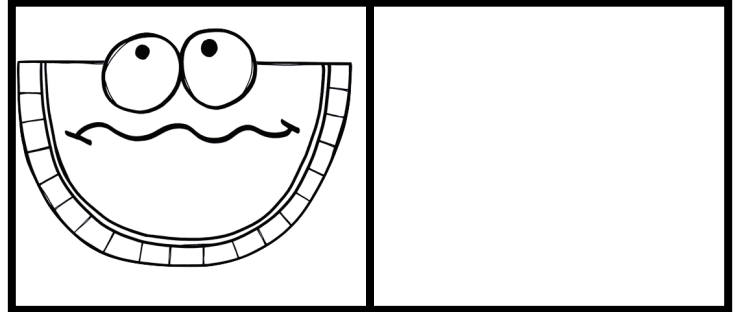

Click to See More!

NAME _____


Silly Face Match



Directions: Cut and paste the silly watermelon faces to match.




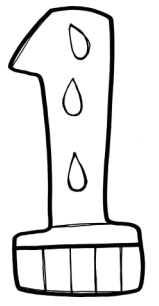
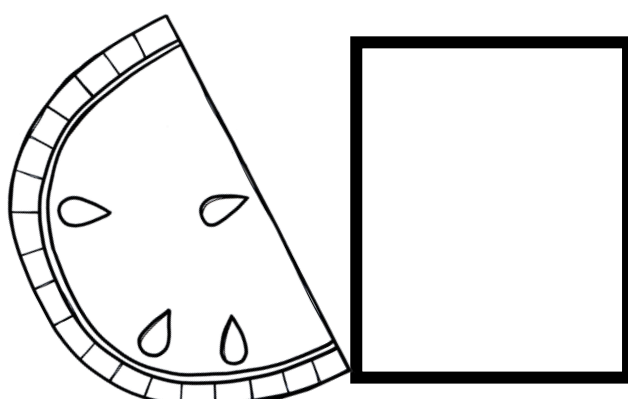
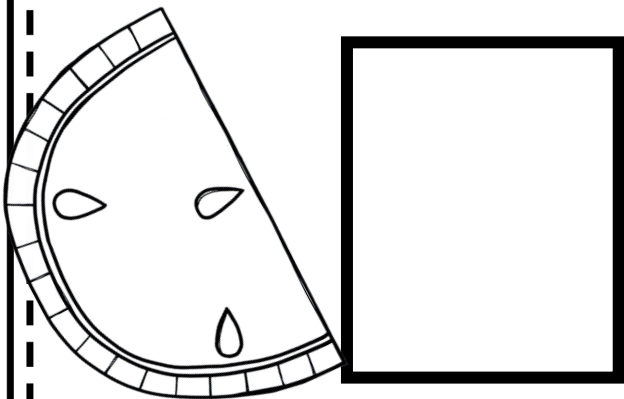
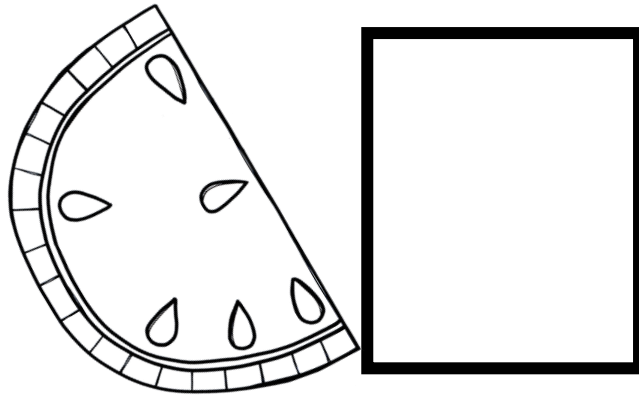
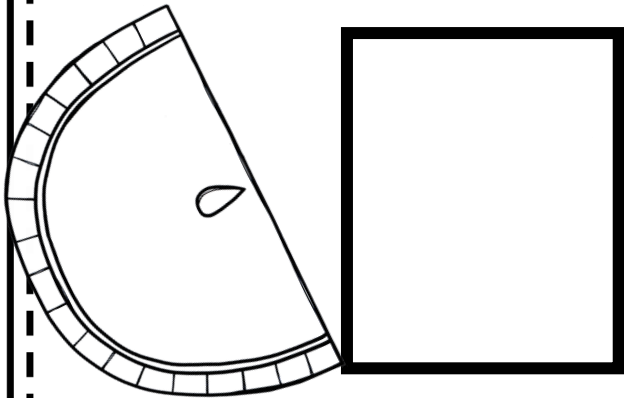
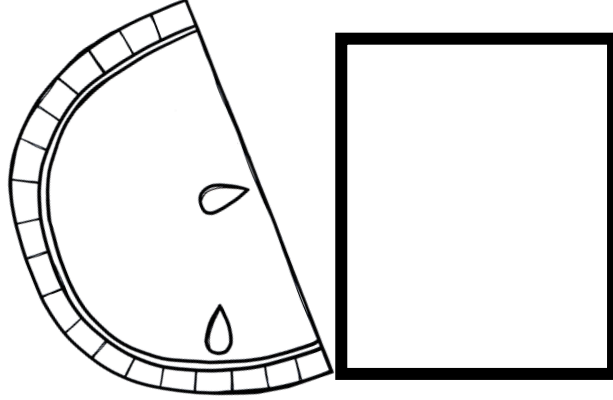
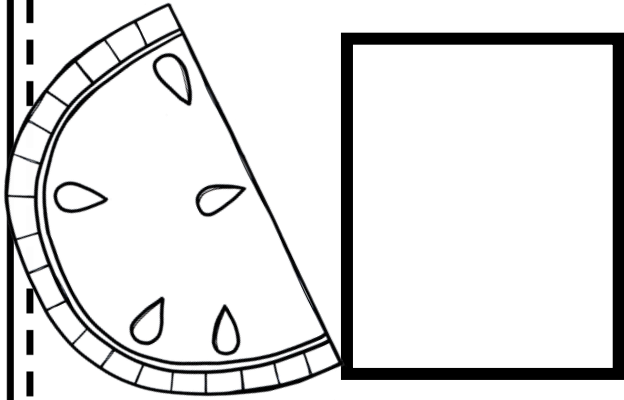
© The Brisky Girls



NAME _____

Watermelon Seed Counting



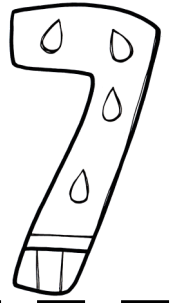
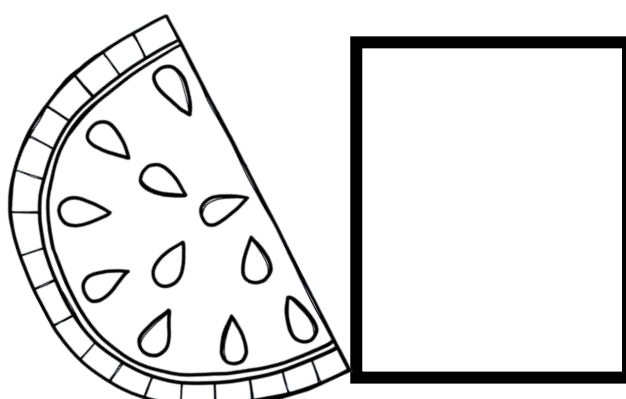
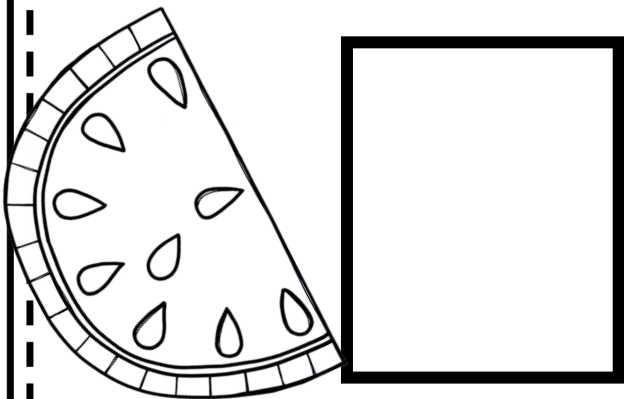
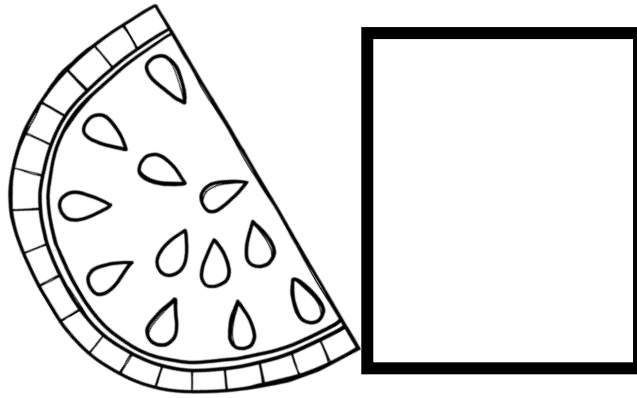
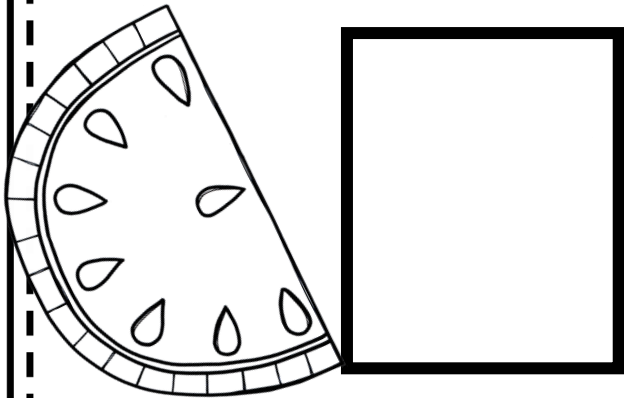
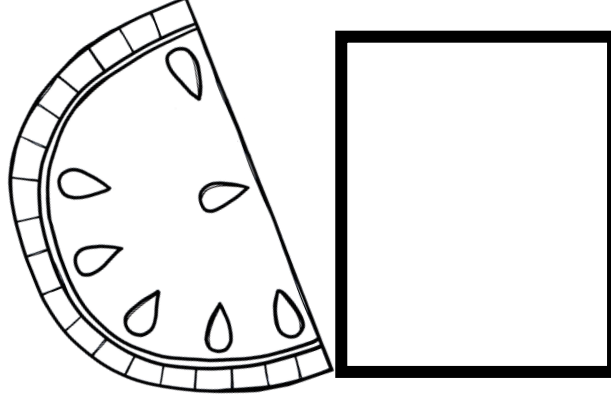
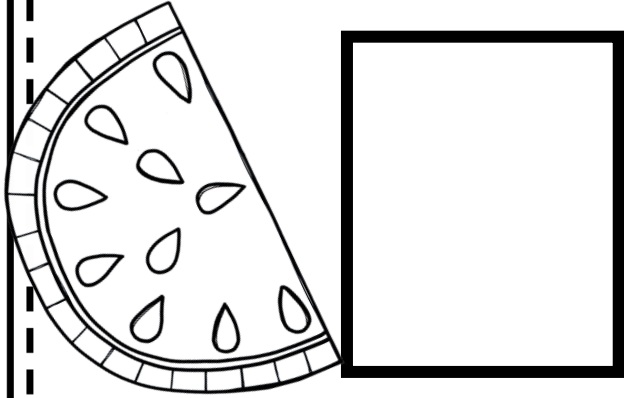
Directions: Cut and paste the numbers to match the watermelon slices.



NAME _____

Watermelon Seed Counting



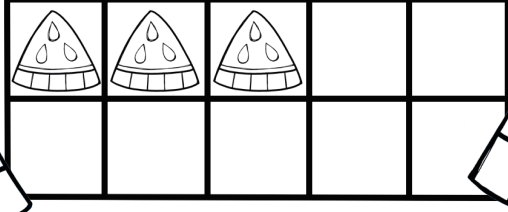
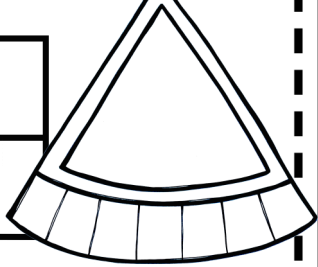
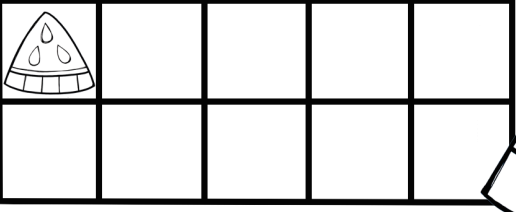
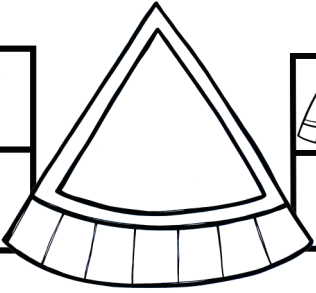
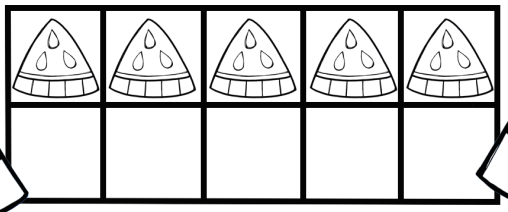


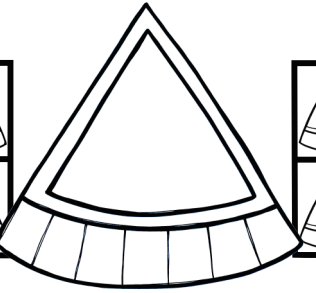

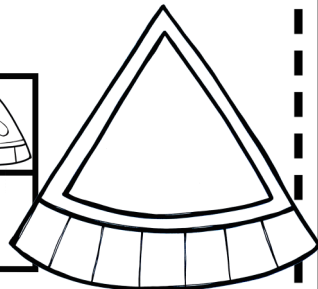
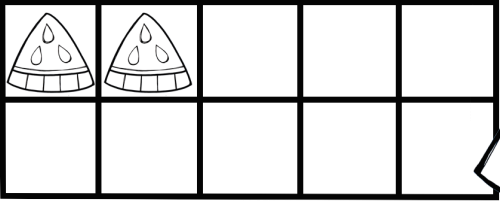
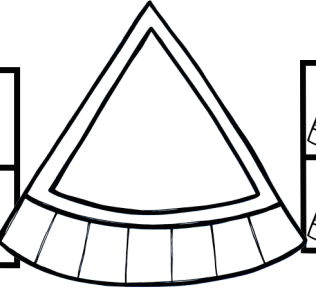





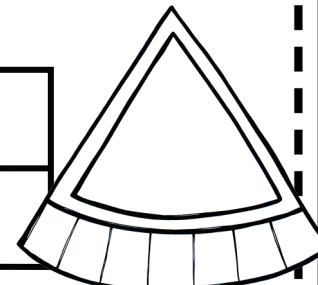
Directions: Cut and paste the numbers to match the watermelon slices.



NAME _____

Watermelon Slice Tens Frames




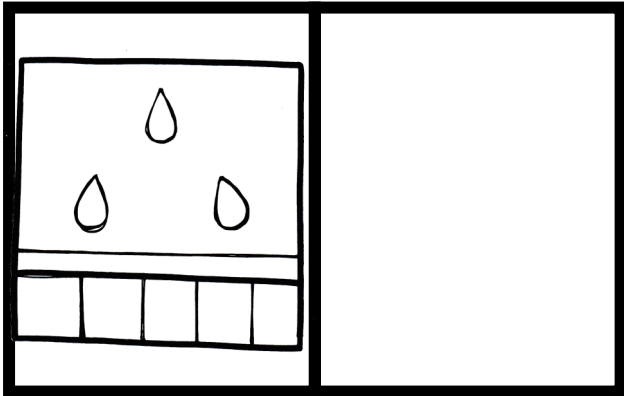
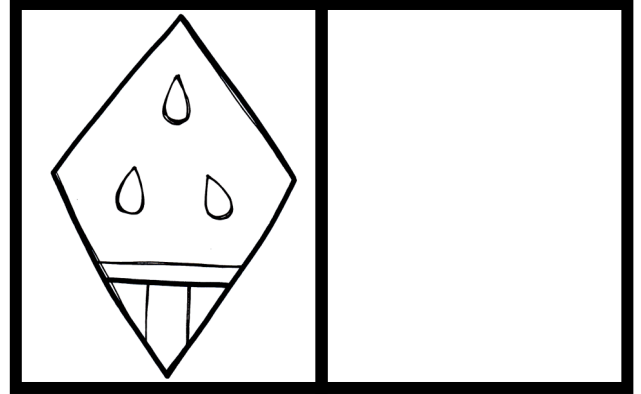

Directions: Count the watermelons in the tens frames. Write the numbers in the watermelon frames.



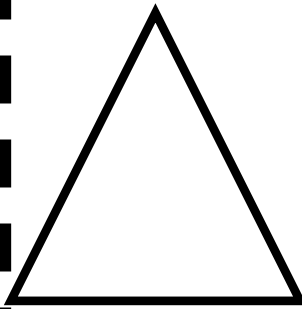
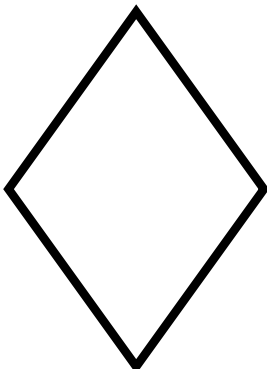

NAME _____

Watermelon Find the Shape

Directions: Cut and paste the shapes to match.

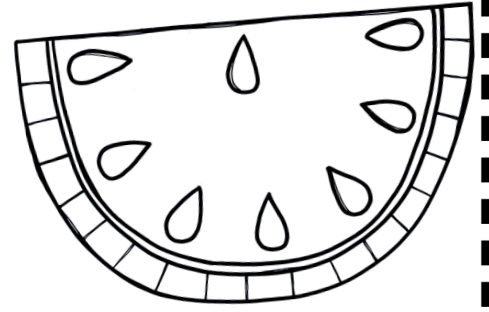


© The Brisky Girls



NAME _____

Juicy Watermelon Letters

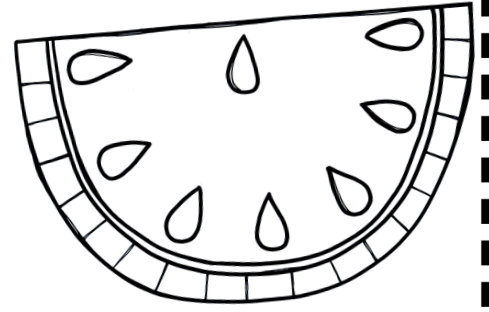


Directions: Trace the letters.

A grid of 26 watermelon slices, each containing a dotted uppercase letter for tracing. The letters are arranged in five rows: Row 1 (A-F), Row 2 (G-L), Row 3 (M-R), Row 4 (S-X), and Row 5 (Y-Z). The letters are: Row 1: A, B, C, D, E, F; Row 2: G, H, I, J, K, L; Row 3: M, N, O, P, Q, R; Row 4: S, T, U, V, W, X; Row 5: Y, Z.

NAME _____

Juicy Watermelon Letters



Directions: Trace the letters.


A grid of 26 watermelon slices, each containing a lowercase letter for tracing. The letters are arranged in five rows:

- Row 1: a, b, c, d, e, f
- Row 2: g, h, i, j, k, l
- Row 3: m, n, o, p, q, r
- Row 4: s, t, u, v, w, x
- Row 5: y, z










At the bottom left of the page, there is a large illustration of two watermelon slices, one overlapping the other.

NAME _____

Wacky Watermelon Color Words



Directions: Color the watermelon faces to match the color words.



NAME _____

JUICY

Watermelon



Cold



5¢




Watermelon Counting

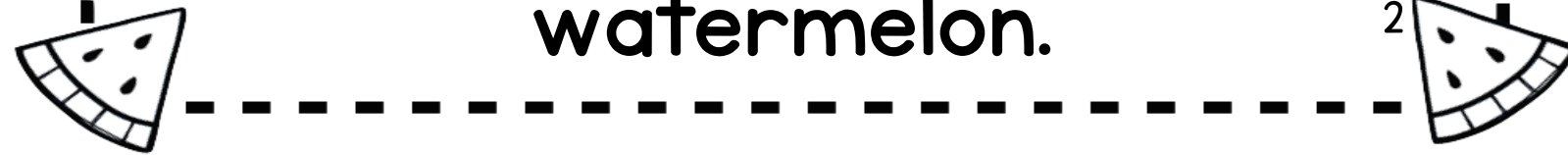


I see _____ slices of
watermelon.






I see _____ slices of
watermelon.




2





I see _____ slices of
watermelon.



3



I see _____ slice of watermelon.



I see _____ slices of watermelon.



FOR MORE FUN RESOURCES

click on the links below!

Get Ready for Preschool prep pack

Watermelon Number Sequence
Splashing Matching Pencil Practice
Ice Cream Truck Number Writing
Letter Recognition
Square Tracing

Get Ready for Preschool prep pack

Finish the Pattern
Color by Number
Tasty Treats
Pussy Pees Scissor Skills
Counting Practice

Get Ready for Preschool paint with me

Strawberry
Lemon
Fish

ABC Letters Pack

Letter Aa
Letter Bb
Letter Cc
Letter Ee
Letter Ff
Letter Hh

OCEAN ANIMALS

Shark
Crab
Whale
Fish
Sight Word Pack

I know my COLOR WORDS

Color Words
I know my color words!

Beginning sound sort

Beginning sound sort
Center Pack

All About Me! Activity Pack


My Favorite
My Friends
My Birthday
I am Special!

pajama day Activity Pack


Book buddies
My Favorite Stuffed Animal
My Bedtime Routine!

Credits and Considerations

clipart & fonts by:



click to leave feedback



follow me!



"This item is a paid digital download from my TPT store:

<https://www.teacherspayteachers.com/Store/The-Brisky-Girls>

As such, it is for use in one classroom only. This item is also bound by copyright laws and redistributing, editing, selling, or posting this item (or any part thereof) on the Internet are all strictly prohibited without first gaining permission from the author. Violations are subject to the penalties of the Digital Millennium Copyright Act. Please contact me if you wish to be granted special permission."

Thank you! ~Rachel Brisky~ rachel.brisky@gmail.com