


Cereal Box Book Report

STUDENT GUIDE

Have you read a great book lately? Do you like cereal? Are you ready to create the world's most interesting book report? It's time for Cereal Box Book Reports! Using an empty cereal box, create your report following these directions:



Entire Box: Cover the entire box with a large sheet of white or light-colored paper. Neatly wrapping it like a present is a good approach.

Front of Box: Think of a name for your new cereal that is closely related to your book. For example, for the book The Lightning Thief, you could name your cereal "Lightning-O's." Design the front of your box to be colorful and attractive. It should show what the cereal looks like and should also include a picture of a related prize. For "Lightning-O's," the prize might be a pen in the shape of a lightning bolt.

Back of Box: Every fun box of cereal has a game or puzzle on the back! Your cereal also needs one. Design and include a puzzle, word scramble, maze, crossword, or any other fun activity on the back of your box. Make sure it completely relates to your book.

Right Side: Neatly write a summary on the sheet provided. Cut and glue onto the right side of the box. Add some color, if you would like!


Left Side: All cereal boxes have a list of ingredients. Great books also have necessary ingredients, including a setting and main characters. Complete the Ingredients panel on the provided sheet. Cut and glue onto the left side of the box.

Top of Box: Fill out the information on the provided sheet. Would you rate your book as a 1-star (pretty awful) or a 5-star (the best you've ever read) story? Color in the appropriate number of stars. Cut and paste this panel onto the top of your box.

Top of Box: Fill out, cut, and paste to the top of your cereal box.

Title of Book: _____

Author: _____

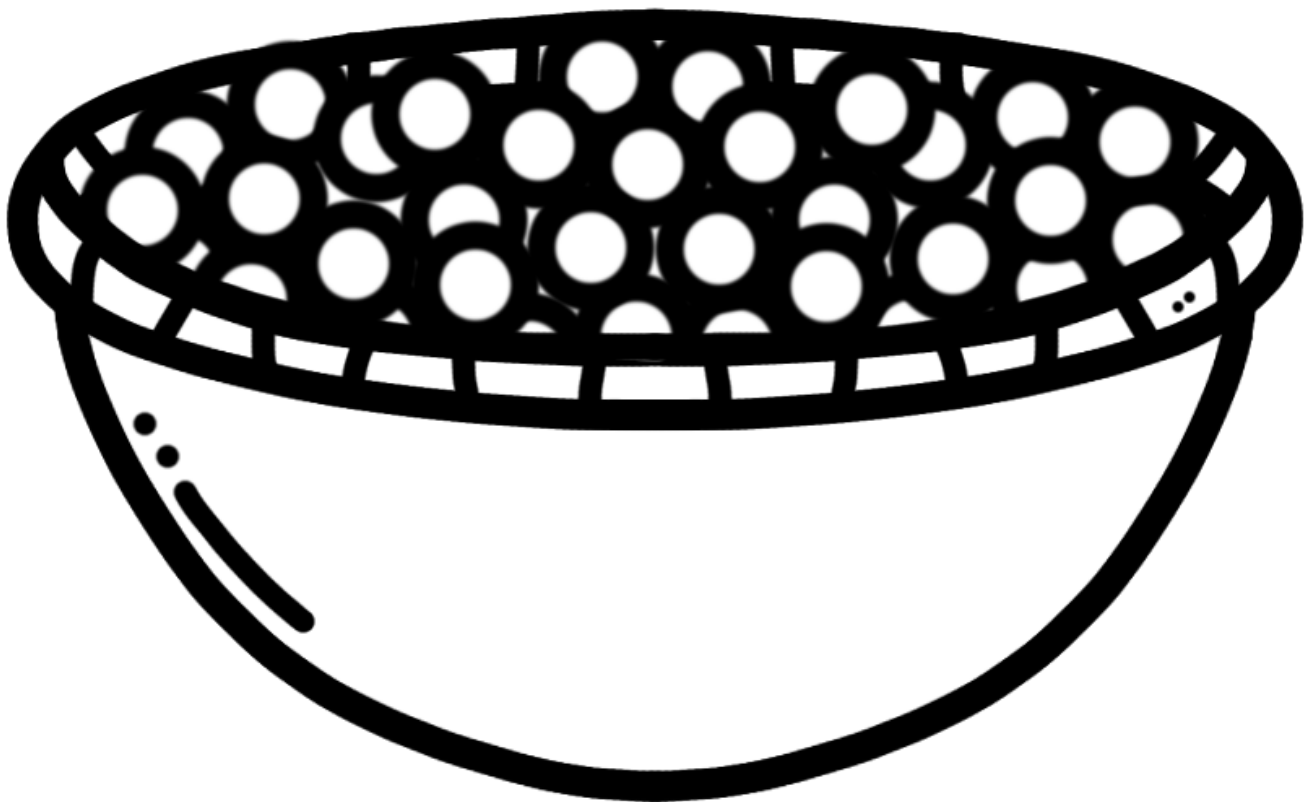
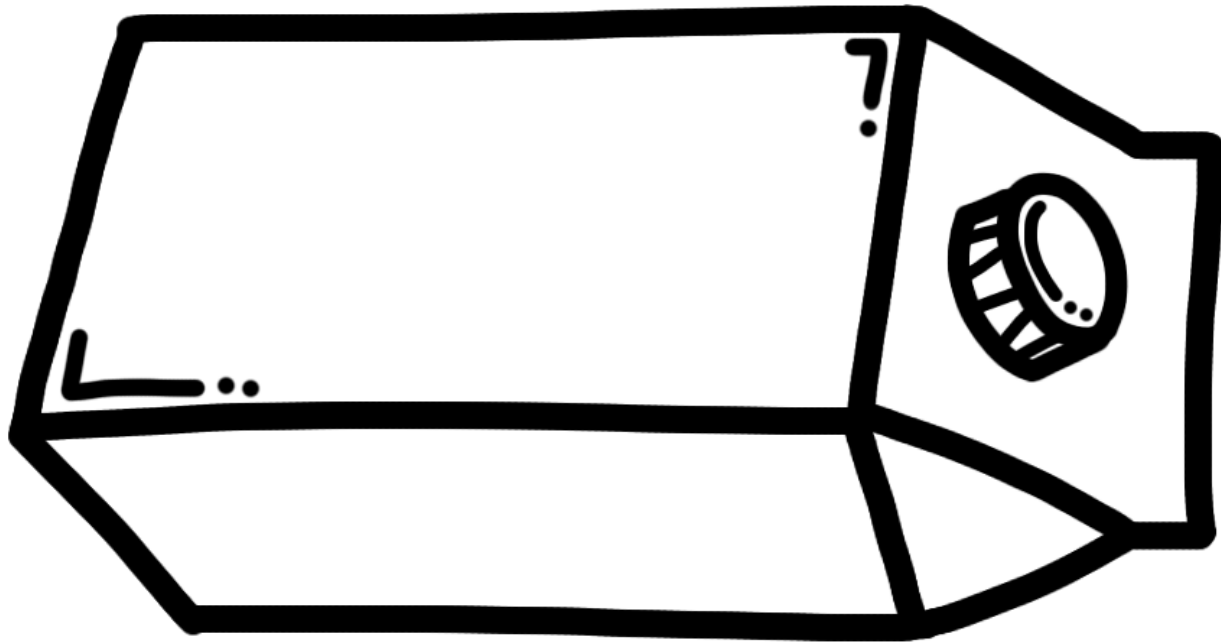
of Pages: _____ Rating: 

Right Side of Box: Write a summary that describes only the main events, including the problem and solution, of the book. Remember to use descriptive words that make the reader want to know more! Then cut and paste to the right side of your cereal box.

Summary: _____




Extra Accent Pieces

Use these extra accent pieces to help decorate your box, if desired.



Extra Accent Pieces

Use these extra accent pieces to help decorate your box, if desired.



Cereal Box Book Report Scoring Rubric

Name: _____

Date: _____

	4 Exceeds Expectations	3 Meets Expectations	2 Partly Meets Expectations	1 Does Not Meet Expectations
Left Side of Box Ingredients	Includes all characters and setting using complete sentences. The setting is described in great detail.	Includes most characters and most items are written in complete sentences. The setting includes some details.	Includes some characters and setting, but are minimally described.	Does not include characters or setting. Descriptions are not provided.
Right Side of Box Summary	The main problem and solution are clearly stated with good detail.	The main problem and solution are provided with some detail.	The main problem and solution are included without detail.	The summary does not describe the main problem or the solution.
Top of Box Brief Book Description	All book elements are included.	Most book elements are included.	Some book elements are included.	No book elements are included.
Front of Box Title	Name of cereal and picture are closely related to title of book.	Name of cereal and picture are related to title of the book.	Name of cereal or picture are not related to title of the book.	Does not include name of cereal or picture.
Back of Box Game	The game and/or puzzle is detailed and strongly connected to the book.	The game and/or puzzle is somewhat detailed and connected to the book.	The game and/or puzzle lack detail but show some connection to the book.	The game and/or puzzle are not detailed and not clearly connected to the book.

Cereal Box Book Report Scoring Rubric

PAGE 2

	4 Exceeds Expectations	3 Meets Expectations	2 Partly Meets Expectations	1 Does not Meet Expectations
Prize	Prize offered is directly related to the story. Originality and creativity is evident.	Prize offered is related to the story. Originality and creativity is somewhat evident.	Prize offered shows minimal connection to the story. Originality and creativity is minimal.	Prize offered does not show any connections to the story. It is not original or creative.
Neatness/ Creativity	The box is completely and attractively covered with paper. All items are written or drawn neatly. The box looks appealing enough to buy the cereal brand!	The cereal box is covered with paper. Most items are written or drawn neatly. The box looks attractive.	The cereal box is mostly covered with paper. Some items are not neatly written or illustrated.	The cereal box is partly covered with paper. Most writing and illustrations are sloppy and hard to read.
Total Points				

